



Fluorescence Probes for Bio, Medical & Pharmaceutical Applications

See the every detail of :

Metal ions

Cell organelle

Cell membrane

Redox (H_2O_2 • Thiol)

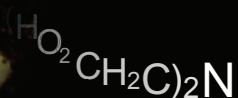
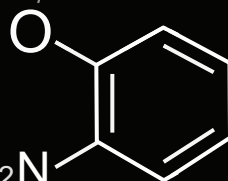
pH

Glucose

*glucose uptake
by colon cancer*



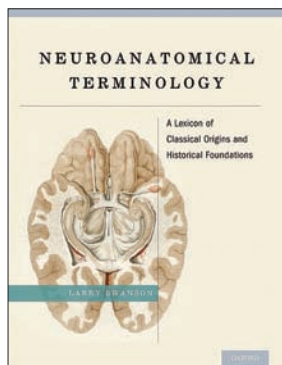
*lipid raft
of 293T cells*



*amyloid- β plaque
in a brain tissue*

Visit at www.2pprobes.com
Customer support : mkma@sfc-dye.com

NEUROSCIENCE *from* OXFORD




Neuroanatomical Terminology A Lexicon of Classical Origins and Historical Foundations

LARRY SWANSON

The book solves a fundamental problem by supplying the first global, historically documented, hierarchically organized human nervous system parts list. This defined vocabulary accurately and systematically describes every human nervous system structural feature that can be observed with current imaging methods, and provides an extendible framework for describing accurately the

nervous system in all animals including invertebrates and vertebrates alike.

August 2014 1,080 pp.
9780195340624 Hardcover \$125.00




The Oxford Handbook of Attention

KIA NOBRE and
SABINE KASTNER

Brings together the different research areas that make up contemporary attention research into one comprehensive and

authoritative volume.

March 2014 1,264 pp.
9780199675111 Hardcover \$149.50




Integrated Neuroscience and Neurology A Clinical Case History Problem Solving Approach

ELLIOT M. MARCUS,
STANLEY JACOBSON,
and THOMAS D. SABIN

Focuses not only on localized diseases caused by infectious diseases, trauma, tumors, and vascular lesions within the central nervous system, but also these diseases within the systems of the brain and spinal cord.

September 2014 648 pp.
9780199744435 Hardcover \$125.00

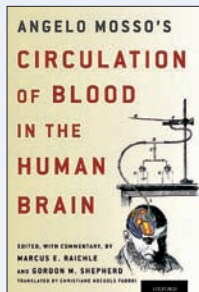


The Altruistic Brain

How We Are
Naturally Good
DONALD W. PFAFF

Presents an elegant theory of how human beings are "wired" to produce altruistic behavior in the first instance.

December 2014 312 pp.
9780199377466 Hardcover \$24.95




Angelo Mosso's Circulation of Blood in the Human Brain

MARCUS E. RAICHLÉ
and GORDON M.
SHEPARD

This volume provides for the first time an English translation

of Angelo Mosso's historic 1881 volume, with a rich commentary by two leaders of modern brain imaging.

October 2014 240 pp.
9780199358984 Hardcover \$55.00




Handbook of Cannabis

ROGER PERTWEE

Combining scientific perspectives and clinical applications, it covers a vast array of topics, and will be valuable for anyone with an interest in this drug and its effects.

October 2014 768 pp.
9780199662685 Hardcover \$150.00




Engineering the Next Revolution in Neuroscience

The New Science
of Experiment
Planning

ALCINO J. SILVA,
ANTHONY
LANDRETH, and
JOHN BICKLE

Deriving principles directly from detailed case studies, the authors show how maps of research findings will enable researchers to see what their field has accomplished and where the unexplored territories still reside.

September 2013 204 pp.
9780199731756 Paperback \$39.95



Consciousness and the Social Brain

MICHAEL S. A.
GRAZIANO

Linking consciousness with social intelligence, Graziano discusses the science, the philosophy, and the implications.

September 2013 280 pp.
9780199928644 Hardcover \$29.95



Flicker Your Brain on Movies

PROFESSOR JEFFREY
ZACKS

Draws on the latest research in neuroscience to explain the neurological experience of watching a film.

December 2014 360 pp.
9780199982875 Hardcover \$27.95

Prices are subject to change and apply only in the US.

To order, please call 1-800-451-7556. In Canada, call 1-800-387-8020.

Visit our website at oup.com/us

OXFORD
UNIVERSITY PRESS

ViewPoint EyeTracker®

Scene Systems

Light weight and comfortable the eye tracking system can be worn without discomfort for long periods. View real-time gaze or recorded AVI 2.0 movies with gaze point shown clearly over the scene video. Easily adjustable in size and compatible with glasses.

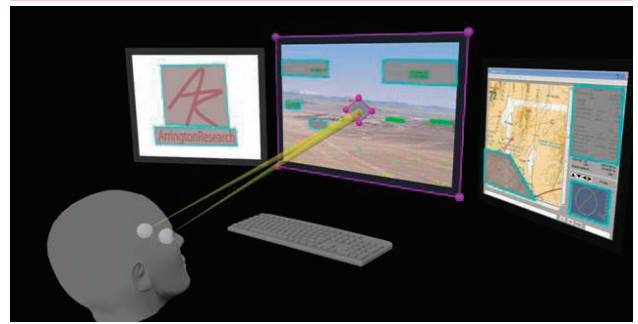
- * Compatible with glasses
- * Binocular version includes correction for parallax error
- * The lightest weight at less than 25g
- * No beam splitter
- * Fits any face
- * No head tracker is required
- * Laptop systems available



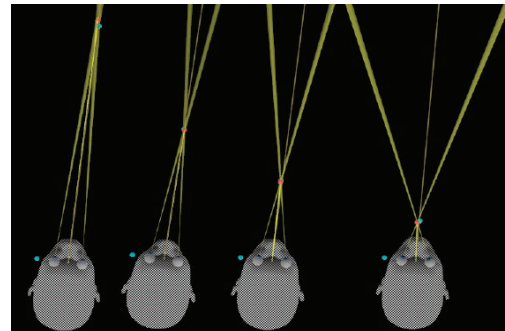
Problems Solved -

- Parallax errors and frame torsion errors are real problems with monocular systems. ViewPoint binocular systems eliminate these problems using proprietary algorithms providing accuracy over the entire range of distance.
- Systems with fixed cameras and LEDs will not work with all eyewear. Our systems are fully adjustable to ensure that they work with eyeglasses.

3DWorkspace™

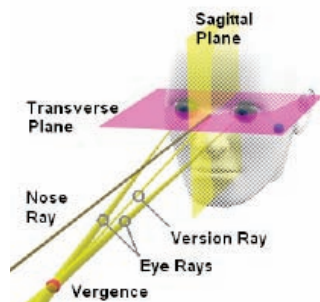


New 3DWorkspace™ and 3DViewPoint™ provide precise 3D depth information for 3D monitors, gaze across multiple monitors and curved displays.



400 Hz USB

HeadLock™ & Remote

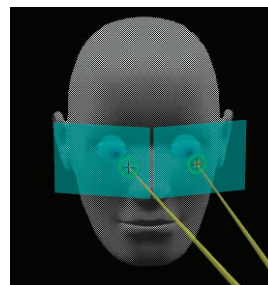


- * Vergence & Version Angles
- * 3D Scan Paths
- * Fast & Easy Setup
- * Intuitive 3D Graphics
- * Post-hoc ROI Specifications
- * Torsion across 3D Gaze
- * Heat, Fog and Torch Maps
- * Polygon/Concave ROI
- * Angular Calculations
- * Quaternian Transforms

HMD Systems

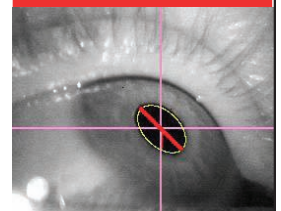


Leading integrator of HMD eye tracking systems. We can design for any HMD.

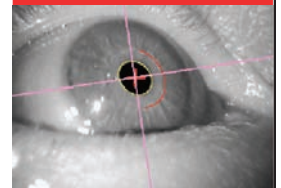


- * Canted / Tilted Displays
- * Full or Partial Binocular Overlap
- * See-thru or Opaque Displays

Pupilometry



Torsion



Interfaces

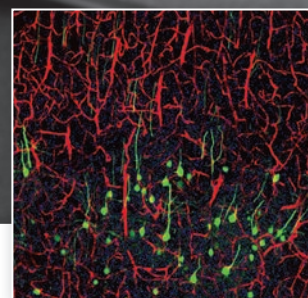
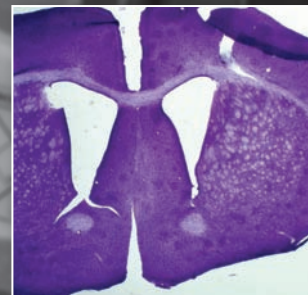
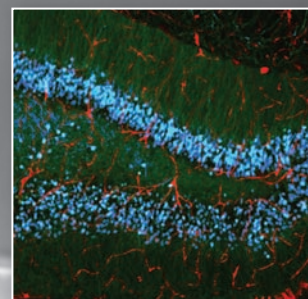


VISIT TED PELLA, INC.
AT NEUROSCIENCE 2014
BOOTH #3022
WASHINGTON, DC | NOVEMBER 15-19

TED PELLA, INC.
Microscopy Products for Science and Industry

“The set up and use of the bath and tray are wonderful. The lighting is particularly terrific and better than other slicers we own and use.”

Charles K. Meshul, Ph.D. Professor, Department of Behavioral Neuroscience and Pathology OHSU



PELCO easiSlicer™

The new standard in vibratory tissue slicing has arrived.

A fresh approach to traditional standards, the PELCO easiSlicer™ uses precision design for accurate, high quality sections with minimal z-axis vibration. It is affordably priced and comes fully assembled, with tools and supplies to start cutting right out of the box.

The novel tray and bath design makes set up and clean up easy without the need for a cumbersome drain or hose. The magnifier/lamp offers bright white LED lighting with high or low settings, and can be moved out of the viewing path, if desired.

TOP: EB+GFAP+DAPI - 50µm - P. Nahirney - UVic, B.C. MIDDLE: Cresyl Violet 50µm (Center) - C. Meshul - Portland VAMC BOTTOM: EB+GFAP+DAPI - 50µm - P. Nahirney - UVic, B.C.

www.tedpella.com 800-237-3526 sales@tedpella.com

Issues with your tissues? Process all your slides in a SNAP for streamlined IHC.

Variability – it's the challenge you face in traditional immunohistochemistry (IHC) experiments. If you're handling slides manually, using pip pens, pipetting, dipping and pouring, you risk slide-to-slide process variability, which may affect your results.

Experience a controlled vacuum force that removes solutions evenly from all your slides at once – in seconds.

Experience minimal slide handling, with blocking, washing, antibody and staining solutions contacting your tissues in self-contained reservoirs.

The SNAP i.d.® 2.0 system has been delighting Western blot users for years. Now we've applied its power to IHC.

Visit us
at Neuroscience 2014,
booth# 1623 to learn more!



Enhance your research with
the SNAP i.d.® 2.0 system.
www.emdmillipore.com/IHC

EMD Millipore is a division of Merck KGaA, Darmstadt, Germany

EMD Millipore, the M logo and SNAP i.d. are registered trademarks of Merck KGaA, Darmstadt, Germany.
© 2014 EMD Millipore Corporation, Billerica, MA USA. All rights reserved. BS GEN-14-10556 09/2014

Visit us at Neuroscience 2014, Booth 2310

Bridging the synapse *between Immunology and Neuroscience.*

Neuroscience, Immunopathology, Epitope Tags, and IHC antibody products *are now a part of the BioLegend family.*

As neuroinflammation and neurodegeneration become increasingly important topics, BioLegend is committed to the advancement of discovery in neuroscience. With the addition of a world-class Research and Development team (formerly Covance Antibody Services) and over 600 antibody products for emerging and important targets in this field, BioLegend is positioned to become a leader in neuroscience and immunology research. We extend our well-known quality, support, and value in the Immunology community to Neuroscience researchers world-wide.

To explore the new line of products visit: biolegend.com

New product lines include:

- Neuroscience antibodies for WB, IHC, IF, IP, ELISA, and recombinant proteins.
- Immunopathology antibodies (including IVD reagents for IHC) and detection chemistries.
- Epitope Tag antibodies, peptides, and affinity matrices.
- IHC detection reagents including ACUITYAdvanced polymer, Ultra Streptavidin, Hematoxylin, mounting media and more.



Toll-Free Tel: (US & Canada): 1.877.BIOLEGEND (246.5343)

Tel: 858.768.5800

biolegend.com

08-0047-08

World-Class Quality | Superior Customer Support | Outstanding Value



g.tec medical engineering GmbH
Sierningstr. 14, 4521 Schiedlberg
AUSTRIA
Tel +43 7521 22240 - 0
Fax +43 7521 22240 - 39
office@gtec.at
www.gtec.at

intendiX[®]

User-Ready Brain-Computer Interface Applications

BRANDS OF g.tec

www.intendiX.com

cortiQ

RAPID CORTICAL MAPPING

www.cortiQ.at

mindBEAGLE[®]
Consciousness Assessment and Communication

www.mindBEAGLE.com



g.tec medical engineering GmbH
www.gtec.at

WIRELESS EEG/ExG RECORDING


ADVANCED BIOSIGNAL ACQUISITION, PROCESSING AND ANALYSIS

RMC Products

ATUMtome Tape Collecting Ultramicrotome

**See Us
at SfN Booth**

#2501



**For High Resolution Array Tomography of
Biological Tissues by Early Adopters**

Automatically collects thousands of ultra-thin sections on 8mm wide Kapton tape for SEM imaging and subsequent 3-D reconstruction.

Under license from Harvard where it was first developed by Professor Jeff Lichtman and his team for neuroscience.

www.rmcproducts.com

VISIT TED PELLA, INC.
AT NEUROSCIENCE 2014
BOOTH #3022
WASHINGTON, DC | NOVEMBER 15-19

TED PELLA, INC.
Microscopy Products for Science and Industry



NEW! BIOPSY PUNCHES, FORCEPS & TOOLS FOR NEUROSCIENCE



Brain & Tissue Matrices

- Coronal or sagittal sectioning
- Section thickness 0.1, 1.0, 2.0mm
- Variety of stainless steel & acrylic styles available



NEW Biopsy Punches

- Sterile packaging
- Styles available with and without plunger
- Tip sizes 1.0 – 8.0mm
- 3.5" x 5.5" self-healing cutting mats available



NEW Surgical & Dissection Tools

- Stainless steel, high quality, affordable
- Smooth & serrated tipped forceps
- Dissectors/elevators for brain dissection
- Multiple configuration bone cutters
- Autoclavable

Take the Amaxa™ Route to Proven Transfection Results

Neuroscience 2014
Visit Us at Booth #1937

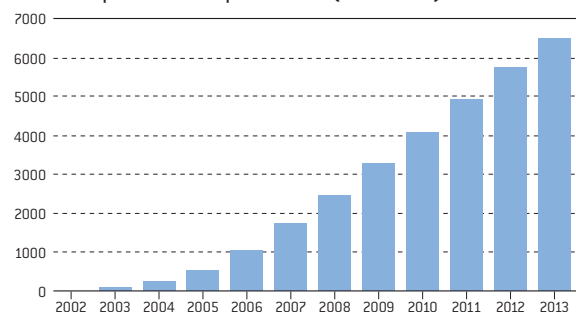


6000+ Publications on Amaxa™ Nucleofector™ Technology for Hard-to-Transfect Cells

- Up to 95% transfection efficiency
- More than 700 different cell types successfully transfected
- Expert scientific support at your fingertips
- Reliable technology made in Germany

The route to proven results starts with Lonza.

Number of peer-reviewed publications (cumulative)



Call for Nominations Mathematical Neuroscience Prize

Israel Brain Technologies (IBT) is currently accepting nominations for the Annual Mathematical Neuroscience Prize. Researchers are encouraged to nominate potential candidates in the field of theoretical mathematics in neuroscience for a \$100,000 prize.

Program Description

Theoretical methods are essential for integrating genetic, molecular, anatomical, and physiological information acquired over a large range of spatial and temporal scales into a unified concept of brain function. The Annual Mathematical Neuroscience Prize honors researchers who have significantly advanced our understanding of the neural mechanisms of perception, behavior and thought through the application of mathematical analysis and modeling.

Rules and Eligibility

- Winners will be selected by a Selection Committee consisting of previous prize winners.
- Candidates must be currently active in research and have made outstanding contributions to mathematical neuroscience. No restrictions are placed on a candidate's age, citizenship or country of residence.
- Up to two prizes of \$100,000 will be awarded each year. A single prize can be split between recipients who have contributed to the same accomplishment.
- The right to nominate a candidate is open to everyone, and self-nomination is allowed. No consent of a nominee is required.
- Nominations must include a CV with publication list, a list of the 5 most important publications, and a 1-page statement of research achievements.
- Nominations must be submitted by **November 30, 2014** to admin@israelbrain.org
- The winner will be selected in December 2014, and the prize awarded in March 2015.

For more information please visit the IBT website at:
<http://israelbrain.org/prize-programs/>



Introducing the New Programmable Nanoject III

The Next Generation in High
Precision Microinjection

*See the Nanoject III
in Action at
Neuroscience
2014*

Easy Positive Micropipet
Attachment - Need for
O-Rings Eliminated

Proven Hydraulic Technology -
Ensures Consistent Injection
Volumes

User Friendly Touchscreen
Operation - Potential
Applications Expanded

Experience the Exciting New Features of
the Nanoject III at this year's Society
of Neuroscience Meeting Booth #2639
November 15-19 in Washington, DC.



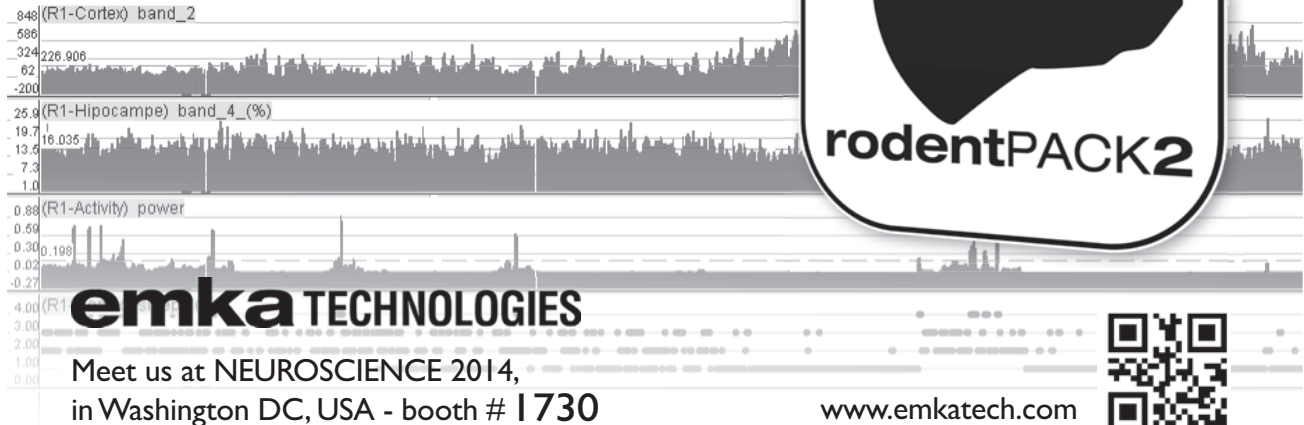
500 Parkway, Box 700, Broomall, PA 19008 • 1.800.523.7480 • drummondsci.com

MADE  IN USA

Head mounted or backpack solution for wireless continuous monitoring

biopotential, temperature, acceleration

- » **CNS** and behaviour
- » **sleep scoring**
- » **epileptic seizure**




Meet us at NEUROSCIENCE 2014,
in Washington DC, USA - booth # 1730

www.emkatech.com



Looking for a PhD position?

Join the IST Austria Grad School!



PhD Program

- PhD granting institution devoted to basic research in natural sciences and math
- 4-5 year study
- BS or MS degree (or equivalent) required
- internationally competitive PhD salary

www.ist.ac.at

Deadline for applications

for students wishing to enter the program in the fall of 2015 is

January 15, 2015



Institute of Science and Technology



IST Austria is committed to Equality and Diversity.

Laser solutions for Optogenetics.



- 473, 532, 561, 594 and 638 nm
- > 100 mW output power
- Single-lines or 2-line combiners
- High aspect ratio modulation

Meet us at
Neuroscience 2014, booth #811

Cobolt AB, Sweden • Cobolt Inc, USA

 **Cobolt**
www.cobolt.se

LAMBDA HPX-L5 High-Output LED Light Source

NEW



- LED life of 60,000 hours
- Output comparable to 150W xenon arc lamp
- Vibration-free coupling via liquid light guide
- Dimming via PWM or current control
- Front mounted connectors for ease of access
- Light output 400-729nm
- Wavelength specific units available
- Integral shuttering
- TTL and analog controls

SUTTER INSTRUMENT

PHONE: 415.883.0128 | FAX: 415.883.0572 | EMAIL: INFO@SUTTER.COM | WWW.SUTTER.COM

The **INCF** coordinates collaborative **neuroinformatics** infrastructure, integrating neuroscience data from **genes** to **behavior**

LIVE DEMOS in INCF booth #3517 at SfN in Washington DC

Sunday, Nov. 16th

9:30 - 11:45



Sharing neuroimaging results with NIDM

Camille Maumet, Christian Haselgrove, Guillaume Flandin, Krzysztof J. Gorgolewski, B. Nolan Nichols, Jason Steffener, Karl Helmer, Tibor Auer, Gully Burns, Jessica Turner, Thomas Nichols, Satrajit Ghosh, Jean-Baptiste Poline, David Keator

12:00 - 14:15



NeuroVault.org: A web-based repository for collecting and sharing unthresholded statistical maps of the human brain

Krzysztof J. Gorgolewski, Gael Varoquaux, Gabriel Rivera, Yannick Schwartz, Satrajit S. Ghosh, Camille Maumet, Thomas E. Nichols, Russell A. Poldrack, Jean-Baptiste Poline, Tal Yarkoni, Daniel S. Margulies

14:30 - 16:45



A simple tool for neuroimaging data sharing

Christian Haselgrove

Tuesday, Nov. 18th

9:30 - 11:45



Senselab updates: Navigating the Connectome; public contributions to Senselab; ModelView for more than 300 models in ModelDB; new 3DModelDB

Robert A. McDougal, Rixin Wang, Luis Marenco, Thomas M. Morse, Michael L. Hines, N. Ted Carnevale, Kei-Hoi Cheung, Francesco Cavarretta, Michele Migliore, Yuguo Yu, Chiquito Crasto, Perry Miller, Gordon M. Shepherd

12:00 - 14:15



A high performance computing facility, immersive visualisation environment, and virtual laboratory for multi-scale neuroimaging and neuroinformatics research

Wojtek Goscinski, Parnesh Raniga, David Barnes, Toan Nguyen, Paul Bonnington, Gary Egan

14:30 - 16:45



Neurostars.org a Q&A site for neuroscience

Roman Valls Guimerà, Paolo Coffetti, Satrajit Ghosh, Istvan Albert

Monday, Nov. 17th

9:30 - 11:45



J-Node Platforms and NIJC Projects 2014

Yoko Yamaguchi, Yui Isono and J-Node PF members

12:00 - 14:15



Multimodal stereotactic template of gray short-tailed opossum brain

Piotr Majka, Natalia Chlodzinska, Tomasz Banasik, Ruzanna L. Djavadian, Władysław P. Węglarz, Krzysztof Turlejski, Daniel K. Wójcik

14:30 - 16:45



Infrastructure for Electrophysiology Research

Petr Ježek, Roman Mouček, Jiří Novotný, Václav Papež, Tomáš Rondík

Wednesday, Nov. 19th

9:30 - 13:00



Managing data and metadata from acquisition to sharing: odML app for mobile metadata capture, NIX file format for integrating data and metadata, G-Node data sharing services

Christian Kellner, Yann Le Franc, Thomas Wachtler

Meet **neuroscientists** from all over the **world**, to **mingle** and talk about **tools** and **data**!

Monday, November 17th, 17:30 - 19:30

Neuroinformatics social - INCF, NIF and NITRC sponsored event
Cuba Libre Restaurant & Rum Bar
801 9th street, NW Suite A, Washington DC
(Drinks and finger food served)



International Neuroinformatics Coordinating Facility
E-mail: info@incf.org
Web: incf.org/community/sfn2014
Twitter: twitter.com/INCForg




F · S · T[®]

FINE SCIENCE TOOLS

Precision in Its Own Words

The extraordinary quality of our surgical and microsurgical instruments is the result of our relentless attention to detail. Every instrument we sell is designed to exacting specifications, forged from the strongest, lightest materials available, and tested to ensure precision performance.



FINE SURGICAL INSTRUMENTS FOR RESEARCH[™]

Visit us at finescience.com or call 800 521 2109

Join at the *Journal of Neurophysiology*[®] Social and Meet the Editor!

Visit Booth #3216 and pick up a FREE sample copy of the cutting-edge *Journal of Neurophysiology*[®] (while supplies last) as well as FREE meeting essentials like luggage tags, pens, and more.



Meet the Editor of *Journal of Neurophysiology*[®]

Editor-in-Chief Bill Yates will be at the American Physiological Society (APS) booth from 1:00pm to 4:00pm on Sunday, November 16.

Visit apsmarketinginfo.org/SfN/MTE.html for details.



Journal of Neurophysiology[®] Social

Join us for a *Journal of Neurophysiology*[®] reception! The event will be held from 6:30pm to 8:00pm on Sunday, November 16 at the Renaissance Washington Hotel, Grand Ballroom Central. Complimentary food and beverages will be served.

The American Physiological Society is a nonprofit devoted to fostering education, scientific research, and dissemination of information in the physiological sciences. The Society was founded in 1887 with 28 members. APS now has more than 11,000 members worldwide.

Discover how you can benefit from the APS award-winning programs and services, including career resources, extensive awards programs, exciting education programs, diverse membership, exceptional scientific meetings, prestigious publications, and innovative advocacy resources.

For more information, visit www.the-aps.org

Visit
Booth
#3216
at SfN!



MBL

Biological
Discovery in
Woods Hole

1888

2015 Advanced Research Courses

in Woods Hole, Massachusetts



**Substantial financial assistance available
for most courses.**

Physiology: Modern Cell Biology Using Microscopic, Biochemical and Computational Approaches

June 14 – August 2

Embryology: Concepts and Techniques in Modern Developmental Biology

June 6 – July 19

Neurobiology

June 6 – August 2

Neural Systems and Behavior

June 6 – August 2

Summer Program in Neuroscience, Ethics and Survival

June 20 – July 18

Methods in Computational Neuroscience

July 29 – August 26

Brains, Minds, and Machines

August 13 – September 3


Zebrafish Development and Genetics

August 9 – August 23

Biology of the Inner Ear: Experimental and Analytical Approaches

August 8 – August 29

mbl.edu/education



The MBL is an EEO/AA/Disabled/Veterans Employer and an affiliate of the University of Chicago. Courses derive major support from grants awarded by Howard Hughes Medical Institute, the Burroughs Wellcome Fund, and the NIH.

Automatic Membership Renewal Now Available



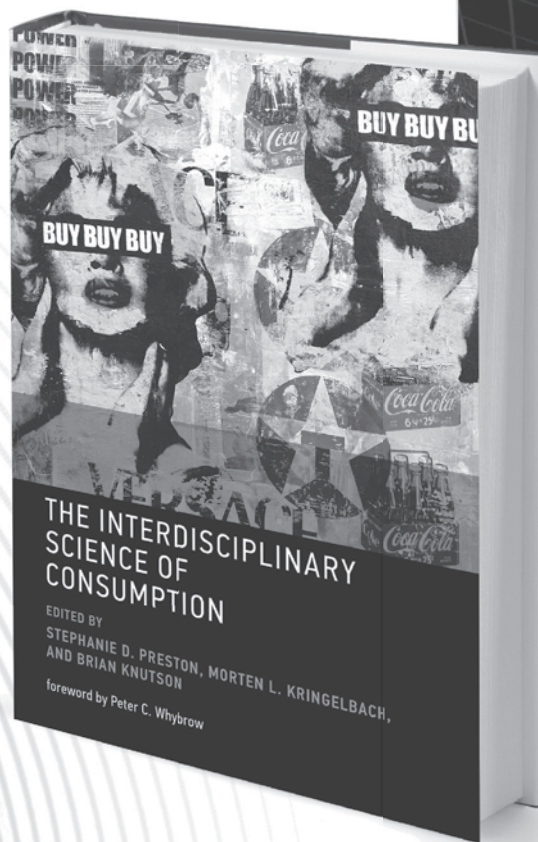
Sign Up for Automatic Membership Renewal

- **Save time** — Lessen your to-do list
- **Go green** — Eliminate paper invoices and their impact on the environment
- **Uninterrupted membership** — Never miss an issue of *The Journal of Neuroscience* or any of your valuable member benefits
- **Bonus Day** — Ensure access to your choice of prime housing for the annual meeting before the opening of advance member registration
- **Support the field** — Know your dues enhance professional development initiatives, public outreach, advocacy, and more

Sign up today and
you are entered for
multiple chances
to win a **\$250**
Amazon® gift card!



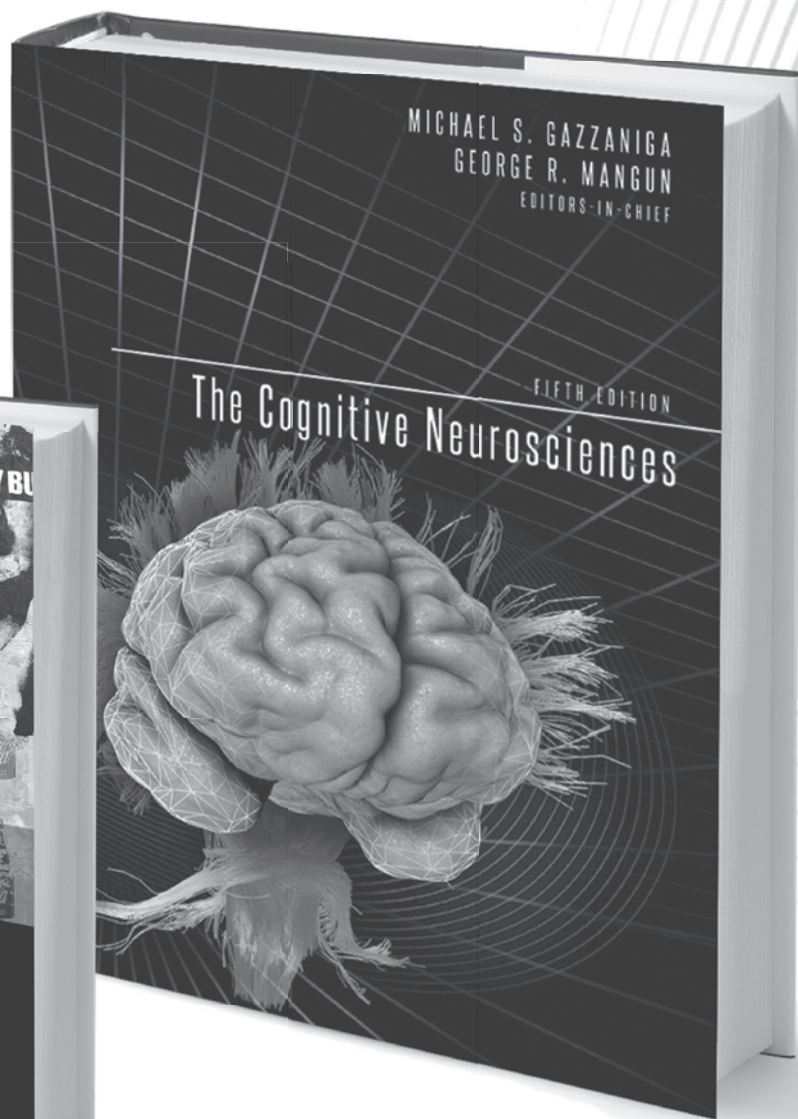
Sign up through “My SfN” at SfN.org



**THE INTERDISCIPLINARY
SCIENCE OF CONSUMPTION**
edited by Stephanie D. Preston,
Morten L. Kringsbach,
and Brian Knutson

preface by Peter Whybrow
Scholars from psychology, neuroscience, economics, animal behavior, and evolution describe the latest research on the causes and consequences of overconsumption.

304 pp., 5 color illus., 9 b&w illus., \$40 cloth



**THE COGNITIVE
NEUROSCIENCES V**
edited by Michael S. Gazzaniga
and George R. Mangun

Praise for the previous edition:
"A magnificent accomplishment. It covers topics from ions to consciousness, from reflexes to social psychology. It is authoritative and encyclopedic, but also lively and unafraid of controversy... a landmark of early twenty-first-century science."
—Steven Pinker, Harvard University;
author of *How the Mind Works* and
The Stuff of Thought

1,144 pp., 87 color illus., 183 b&w illus., \$195 cloth

AFTER PHRENOLOGY
How to Study the Brain
Michael L. Anderson

A proposal for a fully post-phrenological neuroscience that details the evolutionary roots of functional diversity in brain regions and networks.

A Bradford Book
432 pp., 7 color illus., 26 b&w illus., \$45 cloth

SCENE VISION
Making Sense of What We See
edited by Kestutis Kveraga
and Moshe Bar

Cutting-edge research on the visual cognition of scenes, covering issues that include spatial vision, context, emotion, attention, memory, and neural mechanisms underlying scene representation.

328 pp., 32 color illus., 31 b&w illus., \$60 cloth

The 38th Annual Meeting of the Japan Neuroscience Society

Date : July 28-31, 2015
Venue : Kobe Convention Center, Port Island
President : Michisuke Yuzaki (School of Medicine, Keio University)



Program Outline (tentative)

1 Plenary Lectures

- **Okihide Hikosaka** (National Eye Institute, National Institutes of Health)
- **David M. Holtzman** (Knight Alzheimer's Disease Research Center, Washington University)
- **Carla J. Shatz** (Stanford University)
- **Thomas C. Südhof** (2013 Nobel Laureate; Stanford University)

2 Special Educational Lectures

- **Tsuyoshi Miyakawa** (Institute for Comprehensive Medical Science, Fujita Health University)
- **Noboru Mizushima** (Graduate School of Medicine, The University of Tokyo)
- **Shinsuke Shimojo** (California Institute of Technology)

3 Symposia

- **Symposia planned by Program Committee**
- **Call for Symposia** (Open: August, 2014)

4 Award Lectures

- **Nakaakira Tsukahara Memorial Award**
- **Toshihiko Tokizane Memorial Award**

5 Oral Presentations/Poster Sessions

Call for Abstracts (Open: January, 2015) (Deadline: February, 2015)

6 Luncheon Seminars

Applications for Luncheon Seminar Sponsorship (Open: September, 2014)

7 Exhibition for Equipments & Publications

Applications for Exhibit Space (Open: September, 2014)

Travel Awards Available

DEPARTMENT OF HEALTH AND HUMAN SERVICES
NATIONAL INSTITUTES OF HEALTH

Vacancy Announcement

Director
National Institute of Neurological Disorders and Stroke

POSITION: The National Institutes of Health (NIH) is seeking exceptional candidates for the important position of Director, National Institute of Neurological Disorders and Stroke (NINDS). This is a senior position with responsibilities focused on basic, clinical, and epidemiological research, research training, and information programs on the hundreds of individually identified neurological disorders which afflict more than 50 million people. The roster of diseases includes those that can attach in childhood through the lifetime spectrum of those that afflict seniors. Diseases and disorders may be acute, such as stroke, or chronic, such as epilepsy, autism, and Parkinson's disease. The effects of these diseases and disorders result in a burden in the billions of dollars and have repercussions for health care costs into the future.

The mission of NINDS is to seek fundamental knowledge about the brain and nervous system and to use that knowledge to reduce the burden of neurological disease by better understanding, diagnosis, treatment, and prevention. The NINDS has a staff of approximately 1,250 employees including full-time equivalency positions, training positions, contractors, volunteers, and guest researchers. The current annual budget is \$1.6B.

This position offers a unique and exciting opportunity for an exceptional leader to serve as the chief visionary for NINDS and lead all aspects of this highly complex organization. The Director actively engages others to create a shared vision of the purpose and direction of the NINDS and works collaboratively within NINDS, across the NIH, and with external entities to generate, gain commitment for and accomplish organizational goals. He/she serves as the principal advisor to the NIH Director, and indirectly to all NIH leadership, about the broad area encompassed by neurological science (fundamental neurosciences, neurological disorders, and stroke and central nervous system trauma). The Director reports directly to the NIH Director, and is regarded as NIH's overall programmatic leader in neurological science. The incumbent provides a vision for the utilization and extraction of knowledge from the data generated by and relevant to NIH research, and advises experts throughout the agency on a variety of complex, unique, and/or sensitive situations and issues to ensure continual achievement of NIH's dynamic biomedical research mission. The Director plays the leading role, on behalf of NIH, in coordinating and collaborating with appropriate government agencies, other funding agencies, and private organizations involved in scientific, management, and analysis, including extensive interactions with stakeholders in the research community and experts in the private sector.

LOCATION: Bethesda, MD (NIH Main Campus)

QUALIFICATIONS REQUIRED: Applicants must possess a Ph.D., M.D., or comparable doctorate degree in a field of health science plus senior-level scientific experience and knowledge of research programs in one or more areas related to neuroscience research. The individual should be known and respected, both nationally and internationally, within their profession as someone of scientific prominence, with a distinguished record of research accomplishments and leadership credentials. They should have demonstrated leadership and broad visionary capabilities in the research arena, with demonstrated ability to engage others to create and execute an organization's vision; to navigate successfully within and collaborate across the public sector to achieve research objectives; and to optimize organizational performance by developing strategic priorities, setting and communicating clearly defined expectations, promoting accountability for results, and resolving operational problems and issues. Candidates should have demonstrated management acumen, including identification and management of financial and human resource needs; proven ability to make complex and strategic decisions to optimize resource usage, mitigate risks, and achieve desired results; and, the ability to build, mentor, motivate, and maintain a culturally diverse staff.

SALARY/BENEFITS: The Director, NINDS, will be appointed at a salary commensurate with his/her qualifications. Full Federal benefits will be provided, including vacation, health and life insurance, long-term care insurance, retirement, and savings plan (401k equivalent).

HOW TO APPLY: Applicants must submit a current CV and bibliography electronically to Ms. Regina Reiter at SeniorRe@od.nih.gov (301-402-1130). *In addition*, applicants must also submit a supplemental narrative statement that addresses the qualifications requirements (not to exceed a total of two pages), a vision statement (not to exceed a total of two pages), and provide the names, titles, email addresses, and telephone numbers of 4- 5 references.

Information about the **National Institutes of Health** is located at its website (<http://www.nih.gov/>).

The NIH encourages the application and nomination of qualified women, minorities, and individuals with disabilities.

Standards of Conduct/Financial Disclosure: The National Institutes of Health inspires public confidence in our science by maintaining high ethical principles. NIH employees are subject to Federal government-wide regulations and statutes as well as agency-specific regulations described at the NIH Ethics website (<http://ethics.od.nih.gov/>). We encourage you to review this information. The position requires the incumbent to complete a public financial disclosure report prior to the effective date of the appointment.

Selection for this position will be based solely on merit, with no discrimination for non-merit reasons such as race, color, religion, gender, sexual orientation, national origin, political affiliation, marital status, disability, age, or membership or non-membership in an employee organization.

Reasonable Accommodation: NIH provides reasonable accommodations to applicants with disabilities. If you require reasonable accommodation during any part of the application and hiring process, please notify us. The decision on granting reasonable accommodation will be made on a case-by-case basis.

Applications must be received by 11:59 p.m. ET, December 8, 2014.

DHHS/NIH IS AN EQUAL OPPORTUNITY EMPLOYER

NN253640R

THE LINDA AND JACK GILL CENTER FOR BIOMOLECULAR SCIENCE

*The 2014 Gill Symposium and Award Ceremony was held
on October 15, 2014 at Indiana University, Bloomington.*

2014 Gill Distinguished Award Recipient

MATTHIAS H. TSCHÖP, M.D.

Alexander von Humboldt Professor
Scientific Director, Helmholtz Diabetes Center
Helmholtz Zentrum München
Chair, Division of Metabolic Diseases
Technische Universität München

2014 Gill Transformative Investigator Award Recipient

SCOTT STERNSON, PH.D.

Howard Hughes Medical Institute
Group Leader, Janelia Farm Research Campus

THE LINDA AND JACK GILL CENTER
702 NORTH WALNUT GROVE AVENUE
BLOOMINGTON, INDIANA 47405
www.indiana.edu/~gillctr



INDIANA UNIVERSITY
BLOOMINGTON

New from NPP Books!

History of Psychopharmacology

Editors: F. López-Muñoz · C. Álamo · E. F. Domino

BRIDGING THE PAST AND PRESENT OF PSYCHIATRY AND PHARMACOLOGY

History of Psychopharmacology describes the historical evolution of pharmaceuticals in psychiatry. Consisting of four volumes separated into fifteen sections, this book emphasizes the evolution of psychiatric medicines and theories of mental illnesses. **History of Psychopharmacology** is uniquely readable, by layman or practitioner. First published in Spanish in 2006, **History of Psychopharmacology** is now revised and updated in this English edition.



Published March 2014
2182 pages, 4 volumes
Paperback: \$109.00
Hardcover: \$129.00

Order Online at www.nppbooks.com



Faculty Positions in Neuroscience

Virginia Tech has openings for two senior neuroscientists to contribute to new Neuroscience initiatives in the College of Science (www.science.vt.edu/ais/neuro). In both cases, we seek outstanding scientists with the vision, creativity and drive to grow our presence in Neuroscience. We also seek to expand our presence in Neuroeconomics with a junior hire. This is a rare opportunity to help build a contemporary neuroscience program from the ground up, at a university prepared to commit the necessary resources to aid in this task.

Leader of the Division of Neuroscience

One position is for a senior scientist to lead the new Division of Neuroscience, a multi-department effort, residing within the College of Science's Academy of Integrated Science (<http://www.science.vt.edu/ais>). As the college's home for interdisciplinary degrees, including the B.S. in Neuroscience, the Academy works with academic departments across campus to develop and support new interdisciplinary directions in scientific research and education. The leader of the Division will work closely with leadership and neuroscience faculty at the Virginia Tech Carilion Research Institute (<http://research.vtc.vt.edu>) to further develop the growing campus-wide emphasis in neuroscience research and training. Applicants from all areas of neuroscience are welcome, with special consideration given those complementing existing research areas. Questions regarding this position may be directed to **Prof. Michael Friedlander**, friedlan@vtc.vt.edu. Applications must be submitted online at <http://listings.jobs.vt.edu> (posting #TR0140104) where full details can be found, and should include a cover letter, curriculum vitae, a research program description, a statement of teaching philosophy that describes an integrated vision for neuroscience education, and contact information for at least three references.

Senior Neuroscientist in the Department of Psychology

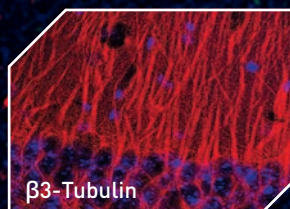
The Department of Psychology at Virginia Tech (<http://www.psyc.vt.edu>) seeks a senior neuroscientist at the Associate Professor or Professor level to complement recent growth in neuroscience in the department, college, and throughout the university. Exceptional advanced and senior candidates with an emphasis in cognitive, affective, social, or developmental neuroscience; biological psychology; or computational neuroscience, all with a focus on human systems, are encouraged to apply. The successful candidate will be expected to serve as a leader for junior faculty within the department, maintain a vigorous research program, teach effectively at the undergraduate and graduate levels, continue development of scholarly activities and professional capabilities, and participate in department, college, and university governance. Questions regarding this position can be directed to **Prof. Martha Ann Bell**, mabell@vt.edu. Applications must be submitted online at <http://www.jobs.vt.edu> (posting #TR0140117) where full details may be found, and should include a cover letter, curriculum vitae, a research plan, a statement of teaching philosophy, and contact information for at least three references.

Neuroeconomist in the Department of Economics

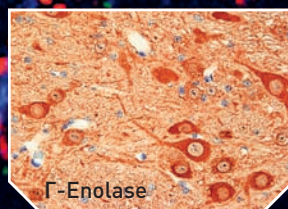
The Department of Economics at Virginia Tech (<http://www.econ.vt.edu>) seeks a neuroeconomist, at the Assistant Professor level, to complement recent growth in neuroscience in the department, college, and throughout the university. The successful candidate will have a Ph.D. in economics or a closely related field, will show strong promise for maintaining a vigorous research program, and will be able to effectively teach both neuroeconomics courses and other economics courses at the undergraduate and graduate levels. Questions regarding this position can be directed to **Prof. Sheryl Ball**, sball@vt.edu. Applications must be submitted online at <http://www.jobs.vt.edu> (posting #TR0140121) where full details may be found, and should include a cover letter, curriculum vitae, a research plan, a statement of teaching philosophy, and contact information for at least three references.

Review of applications for all three positions will begin on December 1, 2014. Virginia Tech is an EO/AA university, and offers a wide range of networking and development opportunities to women and minorities in science and engineering. Individuals with disabilities desiring accommodation in the application process should notify Ms. Mikhelle Taylor, College of Science, (540) 231-5422, or call TTY 1-800-828-1120.

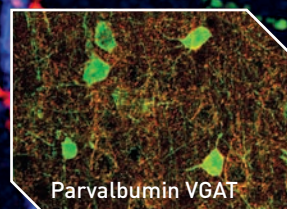
■ CHROMOGRANIN B ■ VGUT 1 ■ MAP 2



β 3-Tubulin



Γ -Enolase



Parvalbumin VGAT

WE MADE THEM, WE KNOW THEM:

Tailor-made antibodies for the neuroscientist.

We offer a large collection of well characterized antibodies against neuroscience related proteins. Most of our antibodies are exclusively available at Synaptic Systems and have been developed in-house in close collaboration with reknown experts in the field. Purchase your antibodies directly from the manufacturer and benefit from our experience and expertise.

www.sysy.com

SYSY
Synaptic Systems



GFAP



Tau, MAP2, Gephyrin



Power & Flexibility

Wireless Physiology Monitoring

Linga © gert weigelt



Subjects move freely & respond naturally.

Dual channel wireless transmitter-receiver sets provide full bandwidth, high-quality signals for uncompromised life science data: ECG, EEG, EMG, EDA, EGG, EOG, RSP, TEMP, PPG, NICO, Accelerometry, Goniometry, Dynamometry, and Strike.

AcqKnowledge[®] software displays, controls, analyzes, replays, and exports BioNomadix[®] data in one convenient program. Plus, AcqKnowledge provides the power of sophisticated automation and scoring routines.

Request a live BioNomadix demo from BIOPAC today!

Tel 805-685-0066
Fax 805-685-0067
42 Aero Camino
Goleta, CA 93117



INFO@BIOPAC.COM
WWW.BIOPAC.COM

Video Demo & Info




Learn with NuAire



Learn how to

Work Safely in your NuAire Biological Safety Cabinet

A seven (7) chapter online presentation informs technicians, researchers, scientists and certifiers on the best working techniques to minimize air disruptions, optimize research results, and prevent contamination. Ergonomic advancements that encourage improved safety in the work place are discussed, as well as protocols on biological safety cabinet certification, based on NSF/ANSI standard 49.



SfN
booth
2022


Watch Online www2.nuaire.com/06132



NuAire, Inc. | 2100 Fernbrook Lane | Plymouth, MN 55447 | U.S.A. | 763.553.1270 | www.nuaire.com



**SOCIETY for
NEUROSCIENCE**



Give to the Friends of SfN Fund

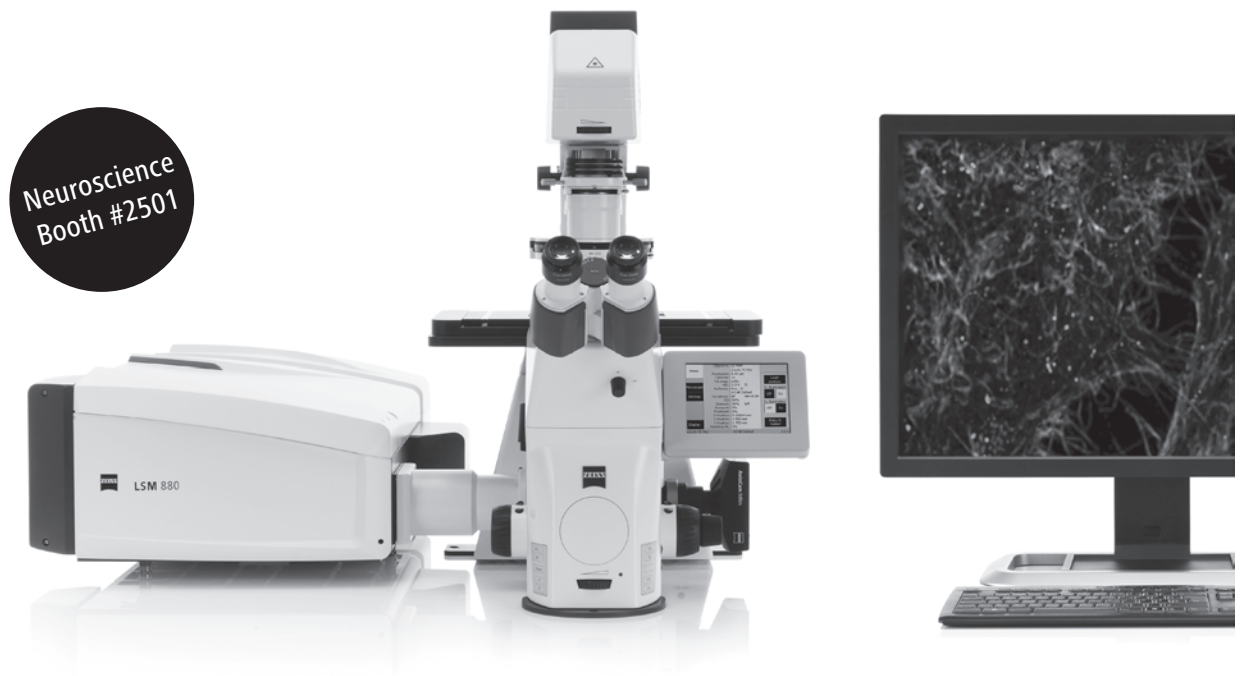
Join us in forging the future of neuroscience

Support a future of discovery and progress through travel awards and public education and outreach programs.

To inquire about specific initiatives or to make a tax-deductible contribution, visit SfN.org or email: development@sfn.org.

// MICROSCOPY
MADE BY ZEISS

Revolutionize Your Confocal Imaging **ZEISS LSM 880 with Airyscan**



Revolutionize Your Confocal Imaging

Discover ZEISS LSM 880 with Airyscan – the new confocal laser scanning microscope that offers high sensitivity, improved resolution in x, y and z, and high speed. All in one system. Sign up for a hands-on demonstration at ZEISS booth #2501 at Neuroscience 2014 in Washington, DC, or contact us at microscopy@zeiss.com to find out more and book a demonstration in one of our ZEISS Microscopy Labs now.



www.zeiss.com/lsm880




We make it visible.

LIFE SCIENCES RESEARCH TOOLS

DESIGNED
BY SCIENTISTS
FOR
SCIENTISTS



SAS-4100
shown with
optional Digital
Readout



PRA-2000-MM




Patented Animal Management System
for Pre-Clinical Imaging

RBM-2000C




"The Original" Patented
Rodent Brain Matrices

EH-600



Stimulating Electrode Holder

P-5




Patented Multi-Barrel Pipettes for
Electrophoresis and Cellular Injections

ASI Instruments.
**The company that Designs and
Manufactures world class
instruments** for the Life Science
and Biomedical Research
Community.

- ✓ Products that solve real problems in real research
- ✓ Products that set trends with an innovative, patented line
- ✓ Products that have earned the respect of the world's most demanding labs

Visit us at **asi-instruments.com** to view our complete instrumentation line.



The 2015 Keystone Symposia Neurobiology Conferences

Neuroinflammation in Diseases of the Central Nervous System

January 25–30, 2015

Sagebrush Inn and Conference Center | Taos, New Mexico | USA

Scientific Organizers: Richard M. Ransohoff, Christopher K. Glass and V. Hugh Perry

www.keystonesymposia.org/15A5

Deadlines: Discounted Registration – Nov 24, 2014 (abstracts also still accepted online through this date)

Neuroepigenetics

February 22–26, 2015

Eldorado Hotel & Spa | Santa Fe, New Mexico | USA

Scientific Organizers: Hongjun Song and Li-Huei Tsai

www.keystonesymposia.org/15B5

Deadlines: Abstract – Nov 19, 2014; Discounted Registration – Dec 18, 2014

Optogenetics

March 12–16, 2015

Westin Downtown Denver | Denver, Colorado | USA

Scientific Organizers: Edward S. Boyden, Klaus M. Hahn and Chandra Tucker

www.keystonesymposia.org/15C5

Deadlines: Abstract – Dec 11, 2014; Discounted Registration – Jan 13, 2015

Pathways of Neurodevelopmental Disorders

March 16–20, 2015

Granlibakken Resort | Tahoe City, California | USA

Scientific Organizers: Randi J. Hagerman, Mustafa Sahin and Paul J. Hagerman

www.keystonesymposia.org/15C8

Deadlines: Discounted Abstract/Scholarship – Nov 18, 2014; Abstract – Dec 16, 2014; Discounted Registration – Jan 15, 2015

Neural Control of Metabolic Physiology and Diseases

April 12–17, 2015

Snowbird Resort | Snowbird, Utah | USA

Scientific Organizers: Dongsheng Cai and Martin G. Myers, Jr.

www.keystonesymposia.org/15D4

Deadlines: Discounted Abstract/Scholarship – Dec 4, 2014; Abstract – Jan 13, 2015; Discounted Registration – Feb 12, 2015

Autophagy

June 19–24, 2015

Beaver Run Resort | Breckenridge, Colorado | USA

Scientific Organizers: Eric H. Baehrecke and Jayanta Debnath

www.keystonesymposia.org/15E6

Deadlines: Discounted Abstract/Scholarship – Feb 17, 2015; Abstract – Mar 17, 2015; Discounted Registration – Apr 21, 2015



Submitting an abstract represents an excellent way of participating in the conference via a poster presentation and possible selection for a short talk. Scholarships are available for graduate students and postdoctoral fellows. For further details on these conferences and full program information, please visit www.keystonesymposia.org/neuro.

KEYSTONE  SYMPOSIA™
on Molecular and Cellular Biology
Accelerating Life Science Discovery

PO Box 1630 | Silverthorne, CO 80498 | 1.800.253.0685 | 1.970.262.1230



**T
A K
E A C
L O S E
R L O O K
TIMING ERROR
MEANS YOUR STUDY
MAY NOT BE WORKING
AS YOU INTENDED CAUSING
SPURIOUS RESULTS. GUARANTEE
YOUR ABILITY TO REPLICATE:
QUICKLY AND EASILY CHECK YOUR
OWN ACCURACY. WORKS WITH ANY
COMPUTER-BASED STUDY, EEG, FMRI OR EYE TRACKER.**



Serious about science: Serious about timing

The Black Box ToolKit



Are you still injecting?

Focus on your research instead, and let ALZET® Osmotic Pumps do the dosing for you.

ALZET pumps are a superior alternative to repetitive injections and other dosing methods that require frequent animal handling. These fully implantable pumps provide continuous and precise administration, for up to 6 weeks with a single pump, to unrestrained lab animals as small as mice. ALZET pumps are economical and easy to use by research personnel. Connection to a catheter enables direct delivery to vessels, cerebral ventricles, and other target sites. Learn more at alzet.com.

Now available: iPRECIO Pumps

- Programmable
- Refillable
- Implantable
- Small size for mice and rats

Learn more at www.alzet.com/iprecio

